



UVC LED Strip



Specification

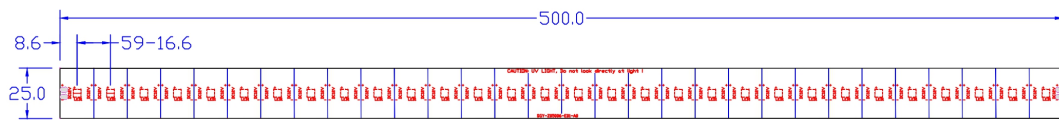
Item No.:	STSN-60UVC3535-12V
Light Source:	UVC LED chip
Input Voltage:	DC7V~13V
Power Consumption:	32W/m
Wavelength:	265~278nm
Dimensions:	1000mm*25mm
Beam angle:	120 degree
Radiant Flux	300mw/m

Product Detail Description


- 1) 60 pcs UVC LED chip Per piece;
- 2) Good stability, FCC, CE, RoHS approved;
- 3) Flexible PCB 3oz thickness;
- 4) Genuine 3M tape or good heat dissipation function blue tape;
- 5) DC7v~13v input, safe installation

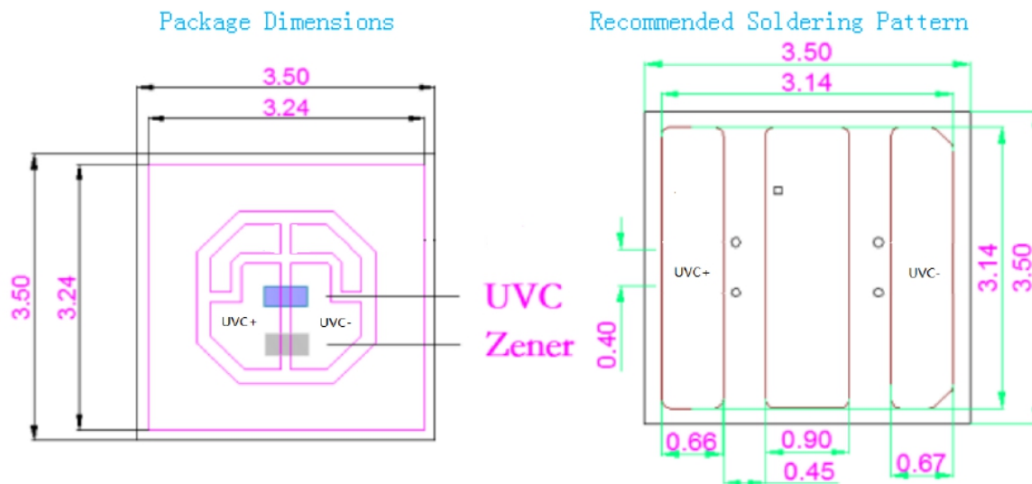
UVC LED Strip size:

Unit:mm

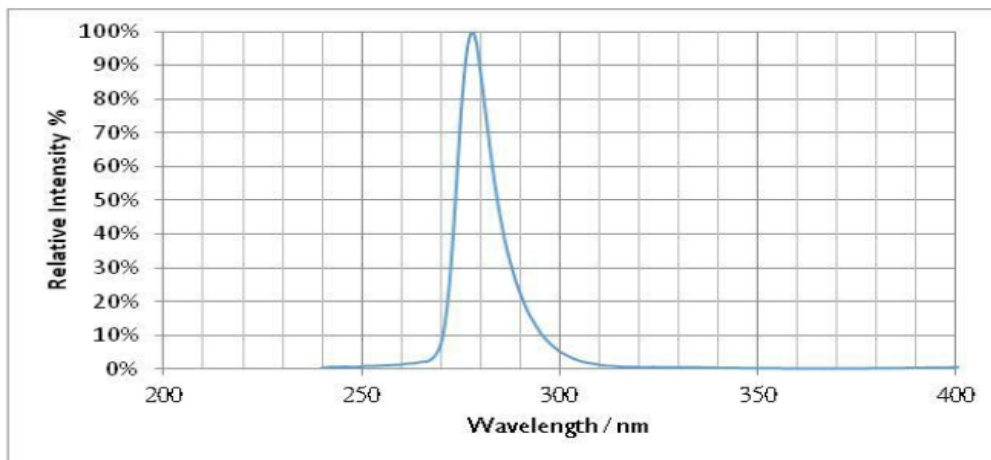


UVC LED chip information





Relative Spectral Distribution vs. Wavelength at 25°C, I_F=30mA



UVC LED strip radiation information

UVC-LED Module parameters			
Item		Value	Unit
UVC LED	Irradiation	300	mW
	Beam angle φ	120	°
Parameters	Irradiation distance	20	cm
	Irradiation area diameter	69.28	cm
	Optical power density	26.46	$\mu\text{W}/\text{cm}^2$

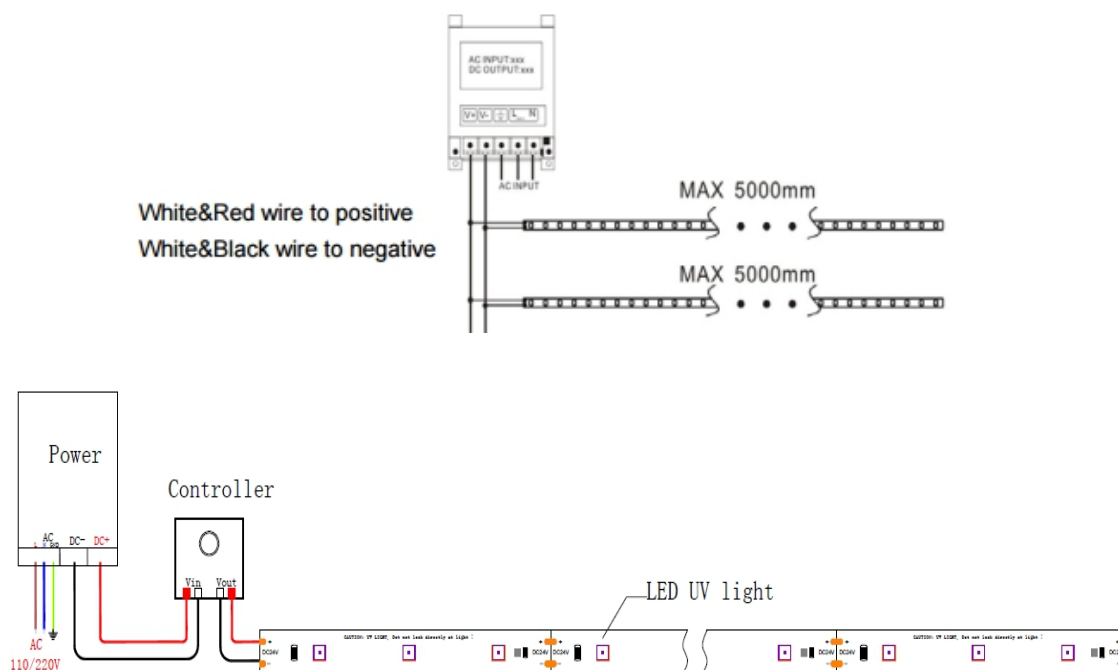
UVC Module Irradiation Area			
Input	Number of UVC in horizontal direction	60	pcs
	Number of lamp beads in vertical direction	0	pcs
	Horizontal distance of UVC chips	1.6	cm
	Vertical distance of UVC chips	0	cm
	Beam angle of UVC LED	120	°
	Irradiation distance	20	cm
Output	Horizontal length of irradiation area	163.68	cm
	Vertical length of irradiation area	69.28	cm

UVC-LED Strip parameters	
Distance (cm)	Optical power density ($\mu\text{W}/\text{cm}^2$)
1	883
2.5	338
5	158
7.5	566
10	100
50	13
100	5

Application:

1. Surface Sterilization
2. Water purification
3. Air purification

Wire Connection,



Attention!

1. Pay special attention: UV lamps, please do not look directly at the light source with the naked eye! Test please wear special goggles!
2. Please read the product instructions carefully before the product is installed and used;
3. The power output must be DC7~13V;
4. The product is lightly put, to avoid damage to the product, please hand over to professionals to install and repair, maintenance;
5. Please understand the label tips on the lamp packaging when wiring;
6. When wiring must cut off the external power supply, to prevent people from touching or damage the lamp, the product must be installed after the installation before powering;
7. When using external power cords outdoors, it is necessary to take measures to waterproof and leak water.
8. It is forbidden to press the surface of the LED;
9. The use of any acidic or alkaline adhesive type of glue is prohibited from contact with this product.